

Fraction Strips

Home Link 7-4

NAME _____

DATE _____

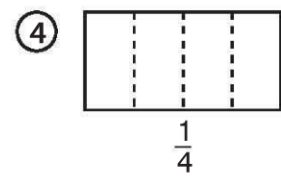
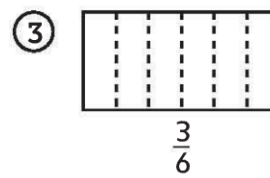
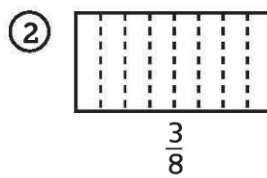
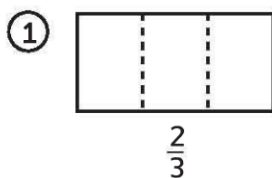
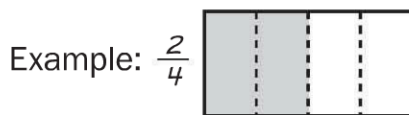
TIME _____

Family Note Today your child made a set of fraction strips. Fraction strips are equal-length strips folded into equal parts. Each equal part is labeled with the appropriate unit fraction, such as $\frac{1}{2}$ and $\frac{1}{4}$. The strips can be used to compare fractions.

Help your child shade rectangles to show each fraction and write fractions that match the shaded parts.

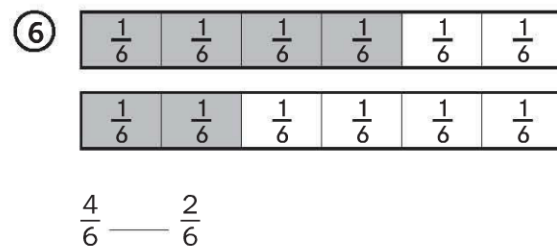
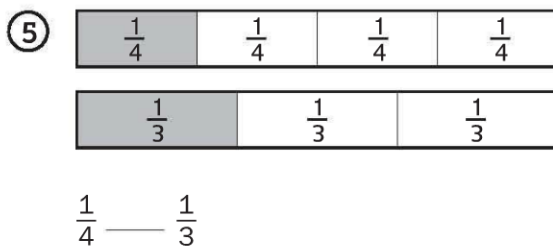
Please return this Home Link to school tomorrow.

Shade each rectangle to match the fraction below it.



Compare the shaded parts of the fraction strips. Write $>$, $<$, or $=$ to make the number sentence true.

$<$ means *is less than*
 $>$ means *is greater than*
 $=$ means *is equal to*



Practice

Make an estimate. Then show how you solve each problem on the back of this page. Explain to someone how you can use your estimate to check whether your answer makes sense.

Unit

⑦ $963 - 548 =$ _____

My estimate: _____

⑧ $412 + 298 =$ _____

My estimate: _____